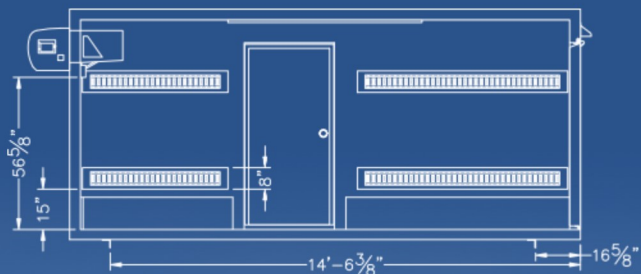
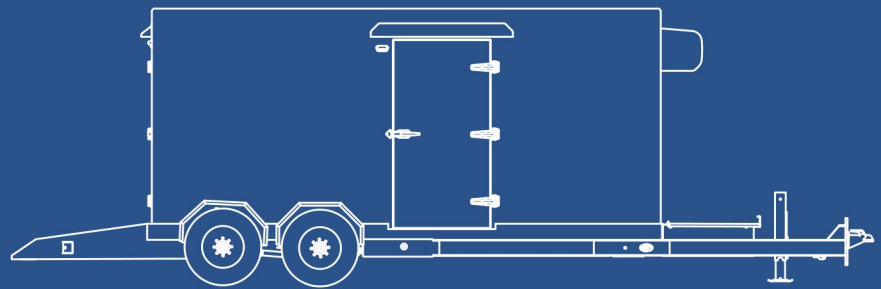
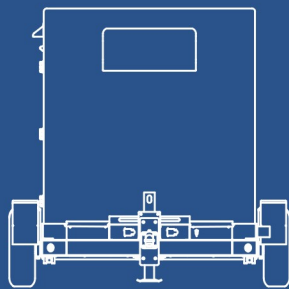
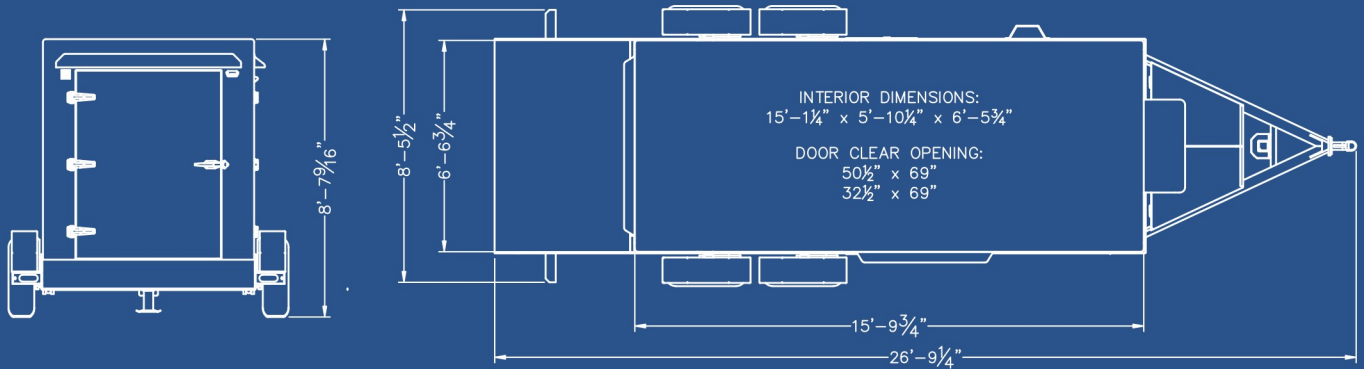




AVALANCHE

Model: PKM616A



SURE-TRAC

Advanced Ground-Level Loading System





AVALANCHE

Model: PKM616A

Temperature	<ul style="list-style-type: none">• 0°F - 50°F
Electrical	<ul style="list-style-type: none">• 110v - 15amps
Dimensions	<ul style="list-style-type: none">• Trailer Length: 321.25"• Between Fenders: 79.25"• Tilt / Load Angle: 3.5° Tilt - 11.5° Approach
Weight	<ul style="list-style-type: none">• Curb Weight: 5,780lbs• Payload: 8,220lbs• GVWR: 14,000lbs
Approvals	<ul style="list-style-type: none">• NSF 7 Listed For Cleanability• UL Listed Electrical and Refrigeration Components• Manufactured in an ISO-9001 Certified Factory
Insulation	<ul style="list-style-type: none">• Polyisocyanurate Foam: 4" Thick X 2.0 PCF Nominal Density (R-28)
Fiberglass	<ul style="list-style-type: none">• 100 mil Thick FRP Composite – Exterior• 80 mil Thick FRP Composite – Interior
Exterior	<ul style="list-style-type: none">• Seamless Fiberglass• 2 Part Epoxy Paint• 36" Side Door• 54" Rear Door
Interior	<ul style="list-style-type: none">• E-Track• LED Strip Lights• Reinforced Ceiling for Hanging (2000lbs per side)• Custom Cart Floor• Bumper Guards• Non-skid Floor Finish & Rounded Corners – 29 Grade Sand Aggregate• Anti-microbial Gelcoat
Additional Features	<ul style="list-style-type: none">• 4 Amp Trickle Charger• 15.4K Rated w/Aluminum Wheels• Hydraulic Jack• Adjustable 4-Bolt Nose Plate Pintle Eye• HD Reinforced Tread Plate Fenders• Tuff Brand Wireless remote• 10K Torsion Axle Bearing and suspension with a 7K Brake• Lippert Torsion arm suspension requires no maintenance• Hydraulic cylinder pushes and pulls on linkage that ties the axles together