






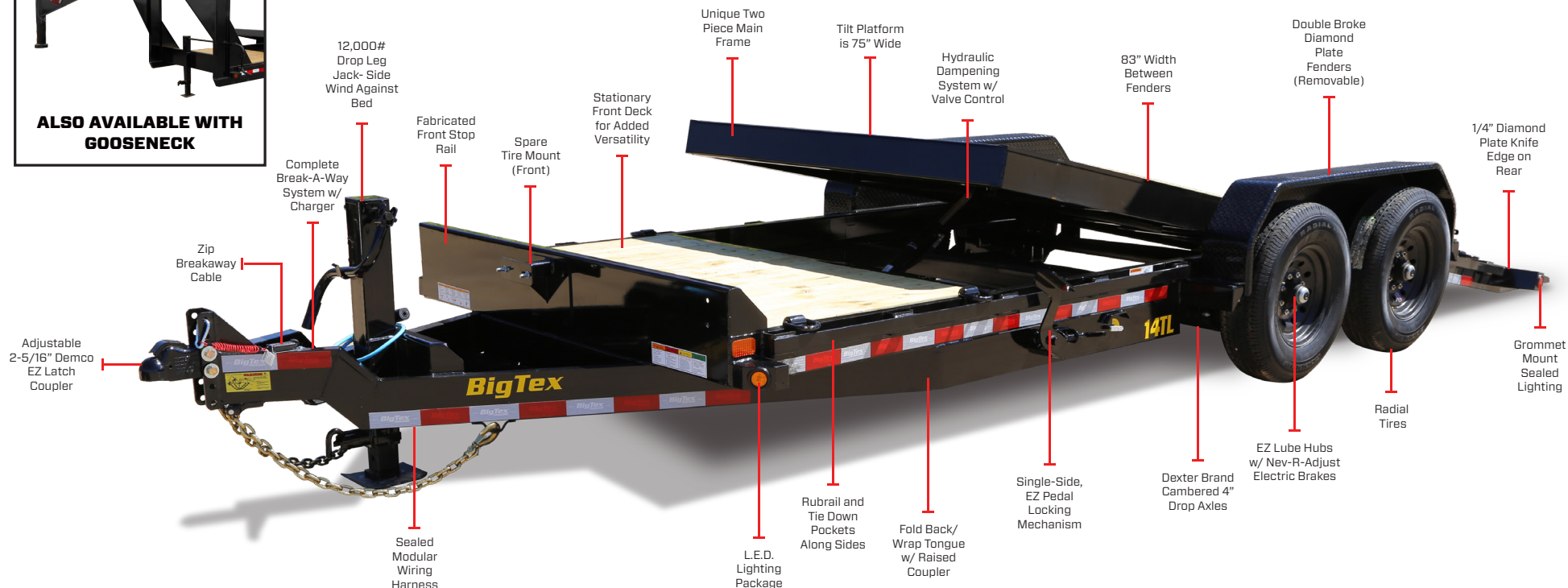
14TL

HEAVY DUTY TILT BED EQUIPMENT TRAILER

 GVWR: 14,000#  EMPTY WEIGHT: 3,460# (20' Model)  AVAILABLE LENGTHS: 20' - 22'  BED WIDTH: 83" WIDE  COUPLER: Adjustable 2-5/16" 18,000# Demco

BigTex

TRAILERS



VALVE CONTROL ON HYDRAULIC CYLINDER

The 14TL features a hydraulic dampening system and valve control to lock the cylinder. Now, loading your cargo is a smooth and easy process and your cargo is sure to be secure during transit.



REAR KNIFE EDGE

A wide variety of equipment and small vehicles may be towed on the 14TL because of the 1/4" diamond plate rear knife edge.



POCKETS ALONG SIDES

For added convenience and stability when securing loads.